




SED-772 2-Way Power Divider
 Frequency Range: 5-2050 MHz
 Insertion Loss: ≤ 6.0 dB
 Connectors: 75 Ω F Type Female
 DC Power Passing One Port
 Size: L: 2.04 W: 2.16 H: .90 in.




DSW-2 V/H Select Switch
 Frequency Range: 900-1450 MHz
 Insertion Loss: 4 dB max.
 Isolation: 50 dB min.
 Switching Voltage: -15/+15 VDC (50 mA)
 Supplied through IP cable
 DC Power Passing to Selected Port (24 VDC max.)
 Connectors: 75 Ω F Type Female




SED-774 4-Way Power Divider
 Frequency Range: 5-2050 MHz
 Insertion Loss: ≤ 10.0 dB
 Connectors: 75 Ω F Type Female
 DC Power Passing One Port
 Size: L: 2.91 W: 2.16 H: .90 in.



SED-776 6-Way Power Divider
 Frequency Range: 5-2050 MHz
 Insertion Loss: ≤ 15.0 dB
 Connectors: 75 Ω F Type Female
 DC Power Passing One Port
 Size: L: 4.64 W: 2.16 H: .90 in.



SED-778 8-Way Power Divider
 Frequency Range: 5-2050 MHz
 Insertion Loss: ≤ 17.0 dB
 Connectors: 75 Ω F Type Female
 DC Power Passing One Port
 Size: L: 4.64 W: 2.16 H: .90 in.



CP-7 Dual DC Power Block
 Frequency Range: 900-1450 MHz
 Insertion Loss: < 0.5 dB
 Accepts +24 VDC for LNB Power
 Supplied by separate wire
 Connectors: 75 Ω F Type Female
 Size: L: 3.70 W: 2.72 H: 1.36 in.



SEC-1071 One Port Directional Coupler
 Frequency Range: 5-2050 MHz
 Tap: -10 dB
 Insertion Loss: ≤ 3.0 dB
 Connectors: 75 Ω F Type Female
 Size: L: 2.04 W: 2.16 H: .90 in.



SEC-1074 Four Port Directional Coupler
 Frequency Range: 5-2050 MHz
 Tap: -10 dB
 Insertion Loss: ≤ 6.5 dB
 Connectors: 75 Ω F Type Female
 Size: L: 2.91 W: 2.16 H: .90 in.

SEC-1571 One Port Directional Coupler
 Frequency Range: 5-2050 MHz
 Tap: -15 dB
 Insertion Loss: ≤ 2.9 dB
 Connectors: 75 Ω F Type Female
 Size: L: 2.04 W: 2.16 H: .90 in.

SEC-1574 Four Port Directional Coupler
 Frequency Range: 5-2050 MHz
 Tap: -15 dB
 Insertion Loss: ≤ 4.5 dB
 Connectors: 75 Ω F Type Female
 Size: L: 2.91 W: 2.16 H: .90 in.

SEC-2071 One Port Directional Coupler
 Frequency Range: 5-2050 MHz
 Tap: -20 dB
 Insertion Loss: ≤ 2.8 dB
 Connectors: 75 Ω F Type Female
 Size: L: 2.04 W: 2.16 H: .90 in.

SEC-2074 Four Port Directional Coupler
 Frequency Range: 5-2050 MHz
 Tap: -20 dB
 Insertion Loss: ≤ 3.0 dB
 Connectors: 75 Ω F Type Female
 Size: L: 2.91 W: 2.16 H: .90 in.



SEC-1072 Two Port Directional Coupler
 Frequency Range: 5-2050 MHz
 Tap: -10 dB
 Insertion Loss: ≤ 4.5 dB
 Connectors: 75 Ω F Type Female
 Size: L: 2.04 W: 2.16 H: .90 in.



ESR-72F A/B Switch
 Frequency Range: 10 KHz-1450 MHz
 Insertion Loss: 0.15 dB max.
 Isolation: 82 dB min.
 DC Power Passing to Selected Port
 Connectors: 75 Ω F Type Female
 Size: L: 3.75 W: 2.62 H: 1.0 in.

SEC-1572 Two Port Directional Coupler
 Frequency Range: 5-2050 MHz
 Tap: -15 dB
 Insertion Loss: ≤ 3.0 dB
 Connectors: 75 Ω F Type Female
 Size: L: 2.04 W: 2.16 H: .90 in.



D AT-3 FLS 3dB Attenuator
D AT-6 FLS 6dB Attenuator
D AT-10 FLS 10dB Attenuator
 Frequency Range: 10 KHz - 1895 MHz
 Attenuation: ± 0.5 dB
 DC Power Passing: 0 ~ + 24 VDC
 Connectors: 75 Ω F Type Female Input
 75 Ω F Type Male Output
 Size: L: 2 in.

SEC-2072 Two Port Directional Coupler
 Frequency Range: 5-2050 MHz
 Tap: -20 dB
 Insertion Loss: ≤ 2.8 dB
 Connectors: 75 Ω F Type Female
 Size: L: 2.04 W: 2.16 H: .90 in.